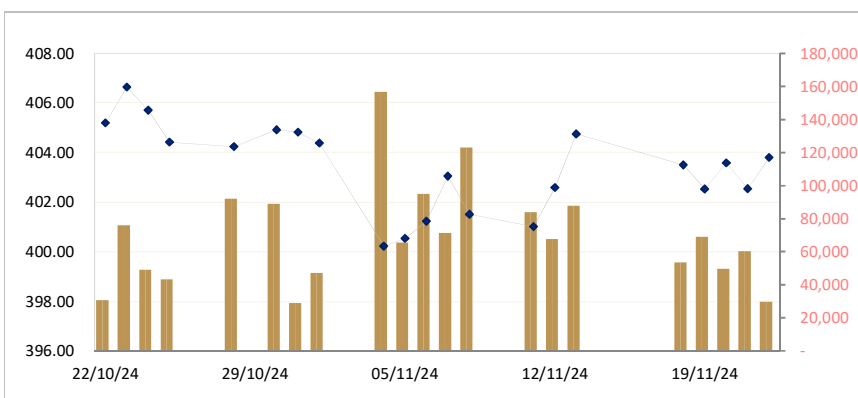


CAMBODIA SECURITIES EXCHANGE: MARKET SUMMARY

Index / Companies	Previous Day	Open	Closing	Change	% Change	From Listed till Today		Volume	Value (KHR)
						High	Low		
Index	402.54	404.48	403.81	1.27	▲0.32	662	399	29,591	168,436,240
PPWSA	6,320	6,320	6,320	0	0.00	8,100	6,100	1,249	7,866,880
GTI	5,320	5,320	5,280	-40.	▼0.75	5,460	2,130	8,341	43,886,220
PPAP	13,500	13,580	13,600	100.	▲0.74	18,300	12,000	239	3,248,760
PPSP	2,260	2,270	2,270	10.	▲0.44	2,590	1,990	369	836,630
PAS	11,400	11,460	11,420	20.	▲0.18	14,560	10,620	442	5,062,940
ABC	6,960	6,980	6,980	20.	▲0.29	11,600	6,760	13,638	95,147,760
PEPC	2,370	2,360	2,410	40.	▲1.69	3,400	2,030	356	855,400
DBD	2,020	2,020	2,020	0	0.00	2,630	1,980	14,483	28,832,610
JSL	3,470	3,470	3,470	0	0.00	6,080	2,210	262	908,610
CAMGSM	2,430	2,450	2,440	10.	▲0.41	3,630	2,260	3,476	8,514,100
MJQE	2,040	2,040	2,040	0	0.00	2,550	2,000	1,481	3,017,550

CSX DAILY STOCK INDEX (Last 30 Days)



Listed Companies

PWSA	Phnom Penh Water Supply Authority
Industry	Water Utility
GTI	Grant Twins Int. (Cambodia) Plc.
Industry	Apparel Clothing
PPAP	Phnom Penh Autonomous Port.
Industry	Port Services
PPSP	Phnom Penh SEZ PLC.
Industry	SEZ Developer
PAS	Sihanouk Ville Autonomous Port.
Industry	Port Services
ABC	ACLEDA Bank
Industry	Financial
PEPC	PESTECH Cambodia
Industry	Power
DBD	DBD Engineering PLC
Industry	Construction and Engineering
JSL	JS Land PLC.
Industry	Condo Developer
CGSM	CAMGSM Plc.
Industry	Telecommunications
MJQE	MENGLY J. QUACH EDUCATION PLC
Industry	Education

Securities News

CAMBODIA: Gov't to raise \$125M through bonds in 2025

The Royal Government of Cambodia plans to issue bonds worth 500 billion riels (\$125 million) to finance public sector projects and maintain the national budget in 2025. This is according to the draft law on financial management 2025. The government has also set out a plan to issue bonds not exceeding \$1 billion in five years. Hong Sok Hour, CEO of Cambodia Securities Exchange, told Khmer Times yesterday that, usually, as the financial sector grows, government can raise capital from many options, and the most talked-about option is the securities sector. Government can borrow capital from the securities market through the issuance of bonds for the short, medium and long terms. "The capital raised through government securities will be used to finance infrastructure development such as roads and bridges and it boosts economic activities," Sok Hour noted. "The government has the option of borrowing from development partners, but there is no guarantee that this source will be there forever. At some point, they

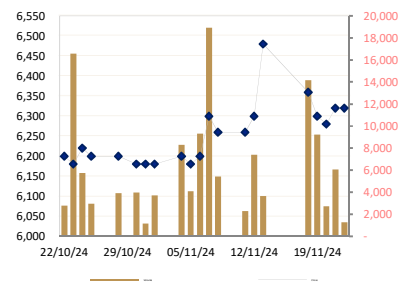
(development partners) will stop lending or these loans will not be enough because a bigger economy needs more money for development. On the other hand, the more developed a country, the higher the interest rate on a loan," he said. This calls for the development of the securities sector and the creation of an alternative source of financing that is beneficial to the economy instead of solely relying on external sources, Sok Hour said. Hong Vannak, economics researcher at the Royal Academy of Cambodia's (RAC) International Relations Institute, said that the volume of government loans will depend on how much the government spends. "We already know that the government is planning to spend about \$9 billion, so there may be a budget shortfall. The issuance of government securities is an effective tool to meet the budget spending in 2025," he said. Vannak explained that the government has step-by-step plan to develop the government securities sector and mobilize resources for the development of the country. "Issuance of such securities is not a risk because it has a clear guarantee from the government. It is risky only when the government issues without a clear plan and control," he added. According to a report of the Public Debt Management Strategy 2024-2028, the issuance of government securities in the country is around 500 billion to 1 trillion riels per year, and under the necessary circumstances can increase to 1.2 trillion riels per year, but must not exceed 4 trillion riels (equivalent to approximately \$1 billion) in five years. Public investment projects financed by the issuance of government securities in the country must be projects that can immediately deliver economic or financial benefits, and projects through lending mechanisms that can generate direct income; provide financial benefits that can offset the high cost of credit or economic benefits; in particular, in the case of the need for subsidies for sub-lending projects, there must be a clear calculation and be within the sustainability of the national budget and within the framework of ensuring the sustainability of public debt and the economic efficiency of the project. Prime Minister Hun Manet said in a statement that the Public Debt Management Strategy 2024-2028 aims to support the government's goal of making the country an Upper Middle Income one by 2030 and this may lead to loss of traditional sources of financing.

Business & Economic News

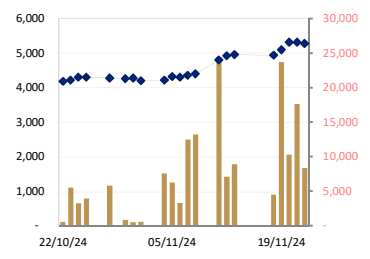
CAMBODIA: Cambodia overtakes Sri Lanka in apparel exports

Sri Lanka's Joint Apparel Association Forum (JAAF) recently said that the country's apparel export industry has now fallen behind relative latecomers such as Cambodia in terms of total apparel export output, despite Sri Lanka's traditional strength in the garments, textiles and footwear (GFT) trade in recent decades. The reason for Sri Lanka's declining apparel export strength, and Cambodia's recent increases, lies in the two government's investment policy decisions in recent years, suggest industry commentators. Sri Lanka's JAAF recently noted that total apparel exports for the country expected to reach a value of \$5 billion in 2024. However, to reach national industry targets of \$8 billion output in 2025, the association called for state policy consistency to better support growth in the apparel industry. JAAF said that inconsistent government policies were a primary reason why Sri Lanka has now fallen behind latecomers such as Cambodia in terms of total apparel export value. In comparison, Cambodia earned nearly \$9 billion from the export of textile products to international markets during the first three quarters of 2024, marking an increase of nearly 25 % compared to the same period in 2023, according to data from Cambodia's General Department of Customs and Excise (GDCE). The JAAF noted that due to inconsistent policies, Sri Lanka has not attracted any large-scale foreign direct investment (FDI) in the apparel sector since the late 1990s. JAAF Deputy Chairman and Omega Line Managing Director, Felix Fernando, speaking at the recent South Asian Apparel Leadership Forum during the Colombo Design Festival, said, "We need the government's support to keep policies consistent. Moving from \$5 billion to \$8 billion will require more markets and more investments." Fernando also stressed the importance of free trade agreements (FTA) in attracting new investments and expanding exports for Sri Lanka. "There's been a back-and-forth approach in government policies on FTAs over the past 2 decades," he said, urging Sri Lanka to explore new trade pacts with India, China, Japan, Australia, Canada and South Korea in order to re-stimulate the apparel sector. Meanwhile, he noted that a key factor in Vietnam's huge success in bolstering their apparel exports industry in recent periods is that they secured numerous FTAs, which allowed global buyers to enjoy significant duty concessions. "If we establish similar FTAs," he said, referring to Sri Lankan policy, "investors won't need tax holidays. While Sri Lanka has faced a downturn in the apparel industry in recent years, other major garment and textile manufacturing countries including Cambodia, Indonesia, Malaysia, Myanmar, Thailand and Vietnam have all increased textile and clothing exports significantly since the end of restrictions due to the covid-19 pandemic. Cambodia has a significant textiles and clothing industry and is now the sixth largest garment exporter to both the US and Europe, noted the Innovation in Textiles report. Cambodia's apparel sector is now ripe for expansion, according to the report, and in 2023, Cambodia's government launched the 'Industrial Transformation Map' to further encourage investments in modern technology, technology transfer and skills training.

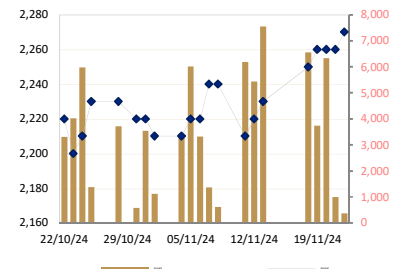
PWSA Daily Stock Price



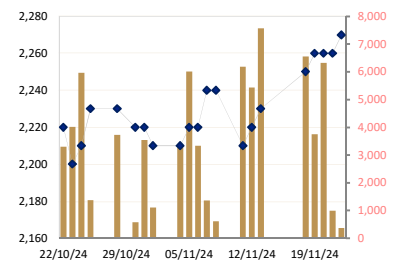
GTI Daily Stock Price



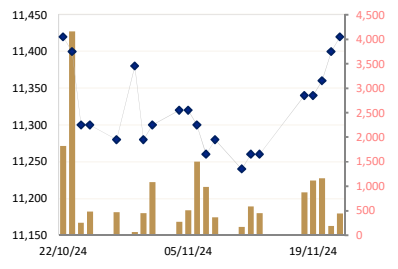
PPAP Daily Stock Price



PPSP Daily Stock Price



PAS Daily Stock Price



CAMBODIA: Kingdom's cashew nut exports to Vietnam surge 36%

Cambodia exported over 790,000 tons of cashew nut to Vietnam in the first ten months of 2024, generating \$1.110 billion in revenue, an increase of 36 %, said an official of the Cashew Nut Association of Cambodia (CAC). Suy Kokthean, Vice President of the Cambodian Cashew Nut Association (CAC), told Khmer Times yesterday that from January to October 2024, Cambodia produced 840,000 tons of cashew nuts, marking a 26 % increase compared to the previous year. "Of this total, more than 790,000 tones were exported to Vietnam, generating \$1.110 billion in revenue, an increase of 36 percent. Additionally, the price of cashew nuts rose by 9 percent compared to the same period in 2023," he said. Kokthean also said that Cambodia has the potential to become the world's leading producer of cashew nuts within the next four to five years. "I am saying this with a degree of confidence because of the current state of our cashew nut industry," said Kokthean. "Our cashew nut production has been expanding year after year, and the yields we are harvesting are also higher than before. He said that the second reason for his optimism is the continuous expansion of cultivated land. According to recent reports, new cashew plantations are being establish annually, as seen in both the past year and this year. "Many farmers who grow cashew nuts are struggling to find cashew nut trees to plant, as demand for seedlings exceeds supply. As a result, more and more farmers are turning to cashew nut cultivation every year, driven by the high price of high-quality cashew nuts," Kokthean explained. The CAC official also emphasized that the trend of increased cashew planting expected to continue, as prices remain strong due to a global supply shortage, which drives up demand. However, Kokthean noted that climate change remains the biggest challenge for the industry. Extreme weather patterns can significantly affect yields. On a positive note, farmers are already equipped with advanced cultivation techniques, as the CAC and the Ministry of Agriculture regularly conduct training sessions for them. In 2023, Cambodia exported 656,000 tons cashew nuts, earning \$837 million in revenue. The provinces that cultivate most cashews include Kampong Thom, Kratie, Stung Treng, Siem Reap, Kampong Cham, Oddar Meanchey, Mondulkiri, Ratanakiri, Preah Vihear, Tbong Khmum and Kampong Chhnang.

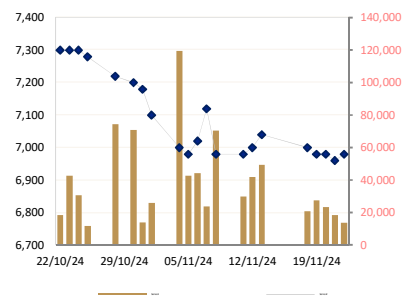
CAMBODIA: Cambodia's famed Angkor records a 40.5 pct. rise in the number of Chinese tourists in the first 10 months

An official report on Saturday said Cambodia's famed Angkor Archaeological Park welcomed 63,545 Chinese visitors during the first 10 months of 2024, up 40.5 % from 45,214 over the same period last year. The state-owned Angkor Enterprise report said this number accounted for 8.2 % of the total 774,203 international tourist arrivals to the ancient park during the January-October period this year. According to the report, China was the fifth-biggest source of foreigners to the Angkor complex after the United States, Britain, France, and South Korea. Located in northwest Cambodia's Siem Reap province, the UNESCO-listed Angkor Archaeological Park is the most popular tourist destination in the Southeast Asian country. The 401-square-km site is home to 91 ancient temples, built from the ninth to the 13th centuries. Long Kosal, deputy director-general and spokesperson for the APSARA National Authority, said the launches of the Siem Reap Angkor International Airport in November 2023 and the Cambodia-China people-to-people exchange year 2024 have attributed to the rise of Chinese tourist arrivals to the park. He said China is one of the key contributors to safeguarding and developing the Angkor. "As for the Angkor, we had two important temples, the Chau Say Tevoda and the Ta Keo, restored by the Chinese expert team, and another restoration project on the ancient Royal Palace of Angkor Thom has been underway," he told Xinhua. "China's contribution to restoring those ancient temples has not only ensured the protection of the Angkor monuments but also helped attract more and more Chinese tourists to the site," Kosal added. The APSARA National Authority is the government agency responsible for managing, safeguarding and preserving the Angkor Archaeological Park. Xinhua

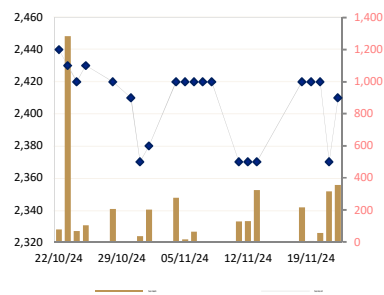
CAMBODIA: Australian investors keen on Southeast Asia including Cambodia, says report

A recently published white paper report by the Australian-Government appointed Special Envoy for Southeast Asia, Nicholas Moore AO, explores how Australia is public and private business sectors must position themselves to capitalize on growth in nearby economies over the next decade and a half, in particular Southeast Asian markets including Cambodia. The detailed analysis forwarded within Moore's report, entitled "Invested: Australia's Southeast Asia Economic Strategy to 2040", provides a roadmap to increase Australia's 2-way trade and investment within the Southeast Asia region, and encourages strategic investments that ensure Australia is able to maximize the potential of its economic activities in the fast-paced economies of the region alongside swift shifts in global economic trends. The Moore report identifies Southeast Asia as a bloc of economies which is expected to cumulatively become the fourth largest economy in the world by 2040, with the region expected to continue its strong economic growth at a forecasted compound average growth rate (CAGR) of 4 % until

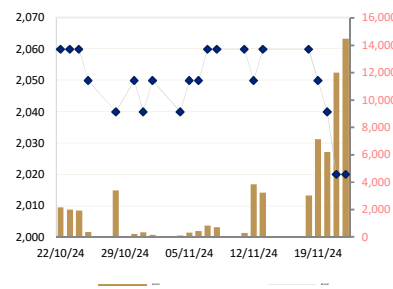
ABC Daily Stock Price



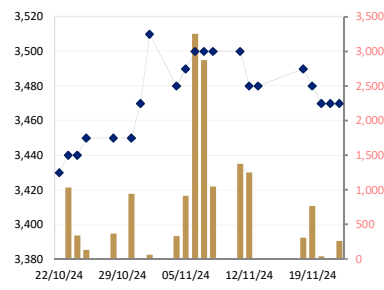
PEPC Daily Stock Price



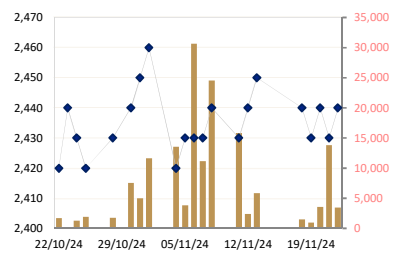
DBD Daily Stock Price



JSL Daily Stock Price

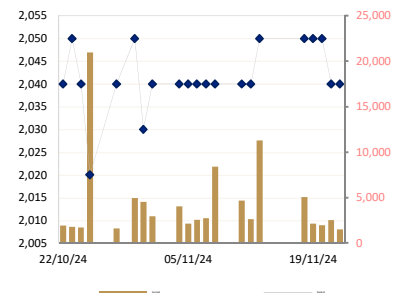


CAMGSM Daily Stock Price



2040. Meanwhile, Southeast Asia is demonstrating swift socioeconomic growth compared to global standards, the report noting that Southeast Asia already has a middle class totaling 200 million people, and this consumer class is only set to continue growth in coming periods. According to Moore, Australia is particularly well placed to accelerate economic engagement with Southeast Asia. “We have the potential to be a substantial investor due to our well-capitalized corporate sector, our deep and sophisticated capital markets, and our substantial national savings pool, including our superannuation industry,” he said. He continued that, “If attractive opportunities are available [in the region], these savings could be available for direct investment, as well as supporting Australian companies with sound investment plans. There are also significant opportunities to boost Australia’s trade relationship with Southeast Asian markets to help meet the needs of businesses and consumers throughout the region, he added. While the report notes that Australia is already a part of a web of bilateral and regional free trade agreements with Southeast Asia, including the Agreement Establishing the ASEAN – Australia–New Zealand Free Trade Area (AANZFTA) and the Regional Comprehensive Economic Partnership Agreement (RCEP), there is much more Australia and the region can, and should be doing, to boost their economic relationship with Southeast Asian states. “Australia’s trade and investment with the region has not kept pace with the growth of Southeast Asian economies,” noted the report. According to Moore, as a near neighbor, and with significant economic complementarities, Australia should be a larger trade and investment partner of Southeast Asia than it already is. The size of the opportunity is considerable, said Moore, noting that if two-way trade continued to grow at around the 20-years compound average growth rate of 5.5 %, total trade would be around AUD\$465 billion in 2040, an increase of AUD\$287 billion compared to 2022 levels. “But if trade growth could be boosted to 6.3 %, total trade would triple by 2040,” contented Moore. Meanwhile, further diversification of trade partners and products is critical for Australia’s long-term national economic resilience,” the report stressed, detailing that over-reliance on a few markets presents long-term structural risks for any economy and business.

MJQE Daily Stock Price



CAMBODIA: 3 tyres factories process 200,000 tons of latex a year in Cambodia

Three tyres factories in the country are capable of processing around 200,000 tons of Cambodian rubber latex annually, said Khun Kakada, Deputy Director General of the General Directorate of Rubber of Ministry of Agriculture, Forestry and Fisheries (MAFF), recently. The three factories are Cart Tire Co., Ltd., located in Bavet City, Svay Rieng Province, General Tires Technology (Cambodia) Co., Ltd., in Preah Sihanouk Province and NEWBUSTAR (Cambodia), located in Snuol District, Kratie Province. He mentioned this in the video produced by the ministry when he visited the Grafted Seedling Evaluation Trial at the Cambodian Rubber Research Institute in Tboung Khmum District, Tboung Khmum Province. Kakada said that the primary task of the institute is research, which requires significant investment and time. “Investors rely on clear and conclusive research results to make informed investment decisions. The most crucial aspect is the scientific evidence, which builds investor confidence before they commit,” he said. Kakada expressed that nationwide the total area under rubber plantations now amounts to 404,000 hectares, with 80 % of this land designated for rubber tapping. “We previously lacked factories to process rubber latex into consumable products such as tyres, shoes, and other goods. Currently, we have three tyres factories capable of processing around 150,000 to 200,000 tons of Cambodian rubber latex annually,” said Kakada. Kakada said that this shift from exporting raw latex sheets to processing them domestically aligns with the government’s objective to attract investments that promote integrated domestic production. He asked people to support the Cambodian tyres factories by purchasing their products. “This fosters a production-to-consumption cycle benefiting all. The report of the General Directorate of Rubber stated that in the first three quarters of 2024, Cambodia exported 248,535 tons of rubber products, an increase of 5,881 tones, equivalent to 2.42 % compared to the same period last year and earning more than \$397 million. It added that Cambodia earned over \$397 million from the export of rubber products from January to September in 2024, an increase of 23.44 % compared to the same period last year. It may be recall that the Kingdom will celebrate the 100th anniversary of the oldest rubber tree in Cambodia and the rubber-tapping contest this month in Chup Rubber Plantation in Tbong Khmum province. The plantation has the largest number of surviving old rubber trees in the world. There are 448 trees in 14 hectares, playing an important role in the research for rubber varieties that have high growth conditions and yield in line with Cambodia’s agricultural environment

Historical Data from 04/ November/24 to 22/ November / 24

Date	Index/Stock	Open	High	Low	Close	Change	Δ (%)	Volume	Value (mil. KHR)	Value (\$)*	Mar. Cap. (mil. KHR)
22/11/24	Index	404.48	405.36	401.87	403.81	1.27	▲0.32%	42,855	195,159,910	48,790	10,932,914
	PPWSA	6,320	6,340	6,280	6,320	0.00	0.00%	1,249	7,866,880	1,966.72	549,670
	GTI	5,320	5,320	5,200	5,280	-40.00	▼0.75%	8,341	43,886,220	10,971.56	211,200
	PPAP	13,580	13,600	13,560	13,600	100.00	▲0.74%	239	3,248,760	812.19	281,307
	PPSP	2,270	2,270	2,250	2,270	10.00	▲0.44%	369	836,630	209.16	163,156
	PAS	11,460	11,500	11,400	11,420	20.00	▲0.17%	442	5,062,940	1,265.74	979,516
	ABC	6,980	7,000	6,960	6,980	20.00	▲0.28%	13,638	95,147,760	23,786.94	3,023,478
	PEPC	2,360	2,420	2,360	2,410	40.00	▲1.68%	356	855,400	213.85	180,617
	DBD	2,020	2,040	1,980	2,020	0.00	0.00%	14,483	28,832,610	7,208.15	13,052
	JSL	3,470	3,480	3,440	3,470	0.00	0.00%	262	908,610	227.15	89,214
CAMGSM	2,450	2,460	2,420	2,440	10.00	▲0.41%	3,476	8,514,100	2,128.53	4,780,622	
MJQE	2,040	2,040	2,030	2,040	0.00	0.00%	1,481	3,017,550	754.39	661,081	
21/11/24	Index	403.56	404.86	401.32	402.54	1.05	▲0.26%	57,878	301,694,950	75,424	10,218,470
	PPWSA	6,320	6,320	6,220	6,320	40.00	▲0.63%	6,064	37,857,560	9,464.39	549,670
	GTI	5,380	5,400	5,180	5,320	0.00	0.00%	17,633	92,954,700	23,238.68	212,800
	PPAP	13,660	13,660	13,500	13,500	0.00	0.00%	181	2,456,240	614.06	279,239
	PPSP	2,260	2,270	2,250	2,260	0.00	0.00%	985	2,224,260	556.07	162,438
	PAS	11,660	11,660	11,200	11,400	40.00	▲0.35%	193	2,188,860	547.22	977,800
	ABC	6,980	7,000	6,960	6,960	-20.00	▼0.28%	18,470	128,856,920	32,214.23	3,014,815
	PEPC	2,420	2,450	2,370	2,370	-50.00	▼2.06%	316	750,220	187.56	177,620
	DBD	2,050	2,050	2,040	2,040	-10.00	▼0.48%	111	227,270	56.82	13,182
	JSL	3,470	3,480	3,470	3,480	-30.00	▼0.85%	330	1,147,260	286.82	89,471
CAMGSM	2,430	2,440	2,410	2,420	-40.00	▼1.62%	13,595	33,031,660	8,257.92	4,741,436	
MJQE	2,040	2,040	2,030	2,040	0.00	0.00%	4,025	8,178,110	2,044.53	661,081	
20/11/24	Index	403.04	404.72	401.62	403.59	1.06	▲0.26%	46,399	269,973,790	67,493	10,262,450
	PPWSA	6,220	6,320	6,220	6,280	-20.00	▼0.31%	2,742	17,151,680	4,287.92	546,191
	GTI	5,400	5,460	5,120	5,320	220.00	▲4.31%	10,313	54,025,000	13,506.25	212,800
	PPAP	13,640	13,640	13,480	13,500	0.00	0.00%	196	2,645,340	661.34	279,239
	PPSP	2,260	2,260	2,230	2,260	0.00	0.00%	6,328	14,152,830	3,538.21	162,438
	PAS	11,340	11,440	11,300	11,360	20.00	▲0.17%	1,163	13,188,480	3,297.12	974,370
	ABC	7,000	7,000	6,960	6,980	0.00	0.00%	23,347	162,956,000	40,739.00	3,023,478
	PEPC	2,410	2,420	2,410	2,420	0.00	0.00%	55	132,560	33.14	181,367
	DBD	2,060	2,070	2,050	2,050	-20.00	▼0.96%	34	70,100	17.53	13,246
	JSL	3,500	3,500	3,400	3,450	-10.00	▼0.28%	260	894,570	223.64	88,700
CAMGSM	2,420	2,440	2,410	2,440	20.00	▲0.82%	1,961	4,757,230	1,189.31	4,780,622	
MJQE	2,040	2,050	2,030	2,050	0.00	0.00%	10,771	21,879,470	5,469.87	664,322	
19/11/24	Index	404.93	405.90	402.10	402.53	0.97	▲0.24%	75,452	420,621,420	105,155	10,215,453
	PPWSA	6,340	6,340	6,220	6,300	-60.00	▼0.94%	9,234	57,808,020	14,452.01	547,931
	GTI	5,060	5,100	4,960	5,100	160.00	▲3.23%	23,683	119,301,260	29,825.32	204,000
	PPAP	13,500	13,500	13,480	13,500	20.00	▲0.14%	462	6,236,080	1,559.02	279,239
	PPSP	2,240	2,260	2,230	2,260	10.00	▲0.44%	3,742	8,366,700	2,091.68	162,438
	PAS	11,340	11,340	11,260	11,340	0.00	0.00%	1,118	12,660,960	3,165.24	972,654
	ABC	7,000	7,060	6,980	6,980	-20.00	▼0.28%	27,629	193,308,060	48,327.02	3,023,478
	PEPC	2,420	2,420	2,420	2,420	0.00	0.00%	6	14,520	3.63	181,367
	DBD	2,080	2,080	2,050	2,080	30.00	▲1.46%	400	822,840	205.71	13,440
	JSL	3,480	3,480	3,480	3,480	-10.00	▼0.28%	11	38,280	9.57	89,471
CAMGSM	2,440	2,440	2,400	2,420	0.00	0.00%	9,167	22,064,700	5,516.18	4,741,436	
MJQE	2,030	2,040	2,030	2,040	0.00	0.00%	5,633	11,443,700	2,860.93	661,081	
18/11/24	Index	404.75	406.92	403.32	403.50	1.25	▲0.31%	49,749	288,963,320	72,241	10,221,481
	PPWSA	6,460	6,460	6,300	6,360	-120.00	▼1.85%	14,164	89,751,240	22,437.81	553,149
	GTI	4,960	4,960	4,900	4,940	-20.00	▼0.40%	4,478	22,094,620	5,523.66	197,600
	PPAP	13,360	13,500	13,360	13,480	120.00	▲0.89%	32	429,760	107.44	278,825
	PPSP	2,220	2,250	2,220	2,250	20.00	▲0.89%	6,555	14,630,190	3,657.55	161,719
	PAS	11,520	11,520	11,280	11,340	80.00	▲0.71%	875	9,921,120	2,480.28	972,654
	ABC	7,000	7,040	6,980	7,000	-40.00	▼0.56%	20,702	144,975,340	36,243.84	3,032,141
	PEPC	2,430	2,430	2,420	2,420	50.00	▲2.10%	217	527,150	131.79	181,367
	DBD	2,080	2,080	2,060	2,070	-10.00	▼0.48%	342	707,060	176.77	13,375
	JSL	3,470	3,480	3,430	3,470	0.00	0.00%	152	524,770	131.19	89,214
CAMGSM	2,430	2,430	2,410	2,420	-10.00	▼0.41%	2,232	5,402,070	1,350.52	4,741,436	
MJQE	2,040	2,050	2,030	2,040	-10.00	▼0.48%	4,697	9,604,640	2,401.16	661,081	
13/11/24	Index	402.89	404.92	401.92	404.75	2.16	▲0.54%	74,468	452,673,730	113,168	10,254,659
	PPWSA	6,280	6,480	6,280	6,480	180.00	▲2.85%	3,656	23,192,560	5,798.14	563,586

	GTI	5,120	5,120	4,960	4,960	40.00	▲0.81%	8,915	44,565,060	11,141.27	198,400
	PPAP	13,180	13,580	13,180	13,360	0.00	0.00%	516	6,893,820	1,723.46	276,343
	PPSP	2,220	2,270	2,220	2,230	10.00	▲0.45%	7,563	16,977,960	4,244.49	160,281
	PAS	11,180	11,260	11,160	11,260	0.00	0.00%	450	5,041,280	1,260.32	965,792
	ABC	7,000	7,040	6,980	7,040	40.00	▲0.57%	49,465	346,672,920	86,668.23	3,049,468
	PEPC	2,410	2,410	2,350	2,370	0.00	0.00%	323	762,360	190.59	177,620
	DBD	2,070	2,080	2,060	2,080	0.00	0.00%	788	1,630,330	407.58	13,440
	JSL	3,460	3,460	3,420	3,450	-10.00	▼0.28%	135	462,020	115.51	88,700
	CAMGSM	2,440	2,440	2,420	2,430	10.00	▲0.41%	2,657	6,475,420	1,618.86	4,761,029
	MJQE	2,040	2,050	2,030	2,040	0.00	0.00%	2,282	4,637,720	1,159.43	661,081
	Index	401.31	402.95	400.35	402.59	1.58	▲0.39%	74,398	424,246,770	106,062	10,201,116
12/11/24	PPWSA	6,260	6,340	6,200	6,300	40.00	▲0.63%	7,397	46,239,580	11,559.90	547,931
	GTI	5,000	5,000	4,800	4,920	120.00	▲2.50%	7,059	34,889,460	8,722.37	196,800
	PPAP	13,200	13,400	13,120	13,360	160.00	▲1.21%	255	3,375,380	843.85	276,343
	PPSP	2,210	2,240	2,210	2,220	10.00	▲0.45%	5,435	12,026,560	3,006.64	159,563
	PAS	11,240	11,260	11,160	11,260	20.00	▲0.17%	587	6,583,200	1,645.80	965,792
	ABC	6,980	7,020	6,960	7,000	20.00	▲0.28%	41,832	292,478,080	73,119.52	3,032,141
	PEPC	2,370	2,370	2,370	2,370	0.00	0.00%	131	310,470	77.62	177,620
	DBD	2,080	2,090	2,080	2,090	10.00	▲0.48%	103	214,560	53.64	13,505
	JSL	3,540	3,590	3,500	3,500	10.00	▲0.28%	54	190,070	47.52	89,985
	CAMGSM	2,420	2,430	2,400	2,420	0.00	0.00%	11,545	27,939,410	6,984.85	4,741,436
MJQE	2,050	2,050	2,040	2,050	0.00	0.00%	6,765	13,810,930	3,452.73	664,322	
	Index	400.78	402.12	399.97	401.01	0.50	▲0.12%	69,942	374,469,780	93,617	10,198,794
11/11/24	PPWSA	6,260	6,260	6,180	6,260	0.00	0.00%	2,305	14,310,180	3,577.55	544,452
	GTI	4,400	4,800	4,360	4,800	400.00	▲9.09%	24,432	114,740,120	28,685.03	192,000
	PPAP	13,200	13,200	12,960	13,200	-20.00	▼0.15%	434	5,706,660	1,426.67	273,034
	PPSP	2,240	2,240	2,210	2,210	-30.00	▼1.33%	6,188	13,722,070	3,430.52	158,844
	PAS	11,280	11,280	11,240	11,240	-40.00	▼0.35%	170	1,914,920	478.73	964,077
	ABC	6,980	10,600	6,960	6,980	0.00	0.00%	29,761	207,952,580	51,988.15	3,023,478
	PEPC	2,420	2,420	2,350	2,370	-50.00	▼2.06%	129	305,780	76.45	177,620
	DBD	2,090	2,090	2,080	2,090	0.00	0.00%	859	1,791,960	447.99	13,505
	JSL	3,500	3,530	3,500	3,530	30.00	▲0.85%	332	1,162,090	290.52	90,756
	CAMGSM	2,420	2,430	2,400	2,430	10.00	▲0.41%	5,332	12,863,420	3,215.86	4,761,029
MJQE	2,050	2,050	2,040	2,040	0.00	0.00%	4,870	9,944,620	2,486.16	661,081	
	Index	401.93	403.55	399.37	401.51	1.54	▲0.38%	101,877	617,219,940	154,305	10,214,319
08/11/24	PPWSA	6,280	6,300	6,200	6,260	-40.00	▼0.63%	5,414	33,978,060	8,494.52	544,452
	GTI	4,360	4,400	4,300	4,400	40.00	▲0.91%	13,243	57,828,300	14,457.08	176,000
	PPAP	13,220	13,220	13,220	13,220	0.00	0.00%	6	79,320	19.83	273,447
	PPSP	2,240	2,250	2,220	2,240	0.00	0.00%	607	1,358,530	339.63	161,000
	PAS	11,260	11,280	11,260	11,280	20.00	▲0.17%	360	4,060,480	1,015.12	967,508
	ABC	7,020	7,100	6,900	6,980	-140.00	▼1.96%	70,424	490,981,780	122,745.45	3,023,478
	PEPC	2,420	2,420	2,420	2,420	0.00	0.00%	1	2,420	0.61	181,367
	DBD	2,090	2,090	2,070	2,070	-10.00	▼0.48%	210	437,750	109.44	13,375
	JSL	3,650	3,650	3,490	3,620	-30.00	▼0.82%	133	484,230	121.06	93,070
	CAMGSM	2,440	2,450	2,430	2,440	-10.00	▼0.40%	11,479	28,009,070	7,002.27	4,780,622
MJQE	2,040	2,050	2,020	2,040	0.00	0.00%	7,651	15,570,170	3,892.54	661,081	
	Index	401.16	403.54	401.10	403.05	1.82	▲0.45%	137,439	540,869,400	135,217	10,267,604
07/11/24	PPWSA	6,180	6,300	6,180	6,300	100.00	▲1.61%	18,933	117,450,180	29,362.55	547,931
	GTI	4,380	4,380	4,300	4,360	60.00	▲1.39%	12,495	54,556,640	13,639.16	174,400
	PPAP	12,980	13,360	12,980	13,220	-180.00	▼1.34%	143	1,872,840	468.21	273,447
	PPSP	2,220	2,250	2,220	2,240	20.00	▲0.90%	1,359	3,023,240	755.81	161,000
	PAS	11,300	11,300	11,000	12,020	-40.00	▼0.35%	986	10,914,600	2,728.65	1,030,979
	ABC	7,020	7,160	7,020	7,120	100.00	▲1.42%	23,568	167,357,140	41,839.29	3,084,121
	PEPC	2,420	2,420	2,420	2,420	0.00	0.00%	5	12,100	3.03	181,367
	DBD	2,300	2,300	2,270	2,270	-30.00	▼1.30%	63,543	144,959,550	36,239.89	14,668
	JSL	3,900	3,900	3,670	3,790	-100.00	▼2.57%	993	3,729,000	932.25	97,441
	CAMGSM	2,420	2,420	2,390	2,400	0.00	0.00%	15,414	36,994,110	9,248.53	4,702,251
MJQE	2,050	2,050	2,030	2,040	-10.00	▼0.48%	4,077	8,315,840	2,078.96	661,081	
	Index	399.77	401.88	399.72	401.23	0.69	▲0.17%	71,399	434,176,150	108,544	10,245,201
06/11/24	PPWSA	6,180	6,200	6,180	6,200	20.00	▲0.32%	9,306	57,540,420	14,385.11	539,234
	GTI	4,300	4,300	4,260	4,300	-20.00	▼0.46%	3,294	14,081,040	3,520.26	172,000
	PPAP	13,480	13,480	12,940	13,400	100.00	▲0.75%	198	2,598,440	649.61	277,170
	PPSP	2,220	2,220	2,210	2,220	0.00	0.42%	3,330	7,385,060	1,846.27	159,563
	PAS	11,320	11,320	11,280	11,300	-20.00	▼0.17%	1,500	16,948,400	4,237.10	969,223
	ABC	6,980	7,020	6,980	7,020	40.00	▲0.57%	44,216	309,547,280	77,386.82	3,040,804
	PEPC	2,370	2,430	2,370	2,420	0.00	0.00%	64	155,040	38.76	181,367
	DBD	2,190	2,190	2,180	2,190	10.00	▲0.45%	2,424	5,291,070	1,322.77	14,151
	JSL	3,970	4,320	3,830	4,320	350.00	▲8.81%	2,188	8,763,840	2,190.96	111,067
	CAMGSM	2,440	2,450	2,420	2,440	20.00	▲0.82%	4,879	11,865,560	2,966.39	4,780,622
MJQE	2,050	2,050	2,040	2,040	-10.00	▼0.48%	37,697	76,986,670	19,246.67	661,081	

	Index	400.82	401.20	399.02	400.54	0.32	▲0.08%	127,100	518,035,790	129,509	10,799,737
	PPWSA	6,160	6,200	6,160	6,180	-20.00	▼0.32%	4,086	25,203,860	6,300.97	537,494
	GTI	4,220	4,320	4,100	4,320	100.00	▲2.36%	6,267	27,037,080	6,759.27	172,800
	PPAP	13,460	13,460	13,120	13,300	-260.00	▼1.91%	8	106,900	26.73	275,102
	PPSP	2,210	2,230	2,210	2,220	10.00	▲0.45%	6,018	13,349,320	3,337.33	159,563
05/11/24	PAS	11,340	11,340	11,080	11,320	0.00	0.00%	509	5,710,340	1,427.59	970,939
	ABC	7,000	7,020	6,980	6,980	-20.00	▼0.28%	42,646	298,454,440	74,613.61	3,023,478
	PEPC	2,420	2,420	2,290	2,420	0.00	0.00%	15	36,040	9.01	181,367
	DBD	2,150	2,150	2,130	2,150	20.00	▲0.93%	879	1,886,700	471.68	13,892
	JSL	3,890	3,970	3,880	3,970	80.00	▲2.05%	763	2,993,660	748.42	102,069
	CAMGSM	2,390	2,390	2,380	2,380	-10.00	▼0.41%	2,441	5,815,090	1,453.77	4,663,065
	MJQE	2,190	2,190	2,160	2,160	-30.00	▼1.36%	63,468	137,442,360	34,360.59	699,969
	Index	402.20	402.90	398.72	400.22	4.17	▲1.03%	142,893	937,337,210	234,334	10,303,736
	PPWSA	6,180	6,200	6,100	6,200	20.00	▲0.32%	8,307	51,004,740	12,751.19	539,234
	GTI	4,200	4,260	4,060	4,220	20.00	▲0.47%	7,572	31,639,880	7,909.97	168,800
	PPAP	13,440	13,560	13,400	13,560	120.00	▲0.89%	39	523,960	130.99	280,480
	PPSP	2,220	2,220	2,190	2,210	0.00	0.00%	3,278	7,202,770	1,800.69	158,844
	PAS	11,300	11,320	11,280	11,320	20.00	▲0.17%	274	3,094,760	773.69	970,939
04/11/24	ABC	7,100	7,100	6,900	7,000	-100.00	▼1.40%	119,458	834,427,100	208,606.78	3,032,141
	PEPC	2,380	2,420	2,380	2,420	40.00	▲1.68%	276	659,870	164.97	181,367
	DBD	2,130	2,130	2,070	2,120	-10.00	▼0.46%	919	1,912,860	478.22	13,698
	JSL	3,880	3,880	3,860	3,860	90.00	▲2.38%	5	19,320	4.83	99,241
	CAMGSM	2,490	2,490	2,450	2,480	-10.00	▼0.40%	2,765	6,851,950	1,712.99	4,858,993
	MJQE	2,070	2,100	2,060	2,090	20.00	▲0.96%	6,746	13,984,390	3,496.10	677,284

Source: Data from CSX, and Compiled by ACS *Exchange Rate: USD1=KHR 4,000